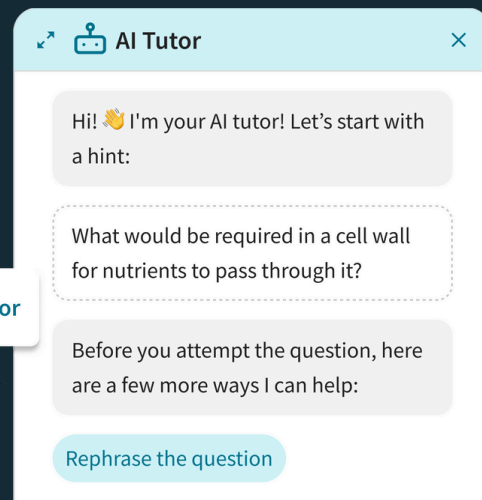


# As Seen in... *Inside Higher Ed*

8,000 students.  
80 courses.  
2 million tutor interactions.  
Unmatched impact on student outcomes.



Average student session



Most frequent time of  
student use of AI Tutor



Students report only  
using the AI Tutor when  
necessary

***"I like that it is available  
to students at any time.  
[Otherwise,] they are  
exploring the internet and  
often finding junk."***

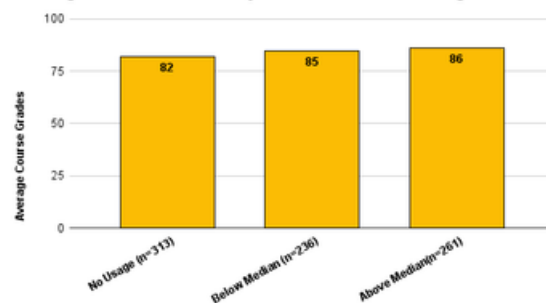
## More use of the AI Tutor results in higher course grades\*

Students who used the AI Tutor above what was typical for their course had significantly higher course grades compared to students who did not use the AI Tutor.

Note: Significant indicates statistical significance ( $p < .05$ )

Marginal significance indicates trending towards statistical significance ( $p$  between .05 and .10)

Average Course Grades by Achieve AI Tutor Usage



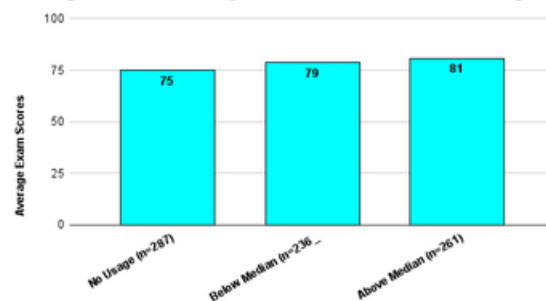
## More use of the AI Student Tutor resulted in higher exam scores.\*

Students who used the AI Tutor above what was typical for their course had significantly greater exam grades compared to students who did not use the AI Tutor.

Note: Significant indicates statistical significance ( $p < .05$ )

Marginal significance indicates trending towards statistical significance ( $p$  between .05 and .10)

Average Exam Scores by Achieve AI Student Tutor Usage



**Scan the QR Code to learn why more than 80% of students continue to use Achieve's AI Student Tutor.**



\*Impact data reflects a controlled research study with 554 students across 4 disciplines in Fall 2024.