



*For the best experience, watch the webinar using your computer
and join our iClicker Reef course using your smartphone*

1

Visit iClicker.com to create an instructor account. Click "Sign Up," then "Instructor."

2

Visit iClicker.com and click "Sign In," then "Student."
Use your instructor log-in details.

3

Add my course to your account, confirm it, and click "Join."

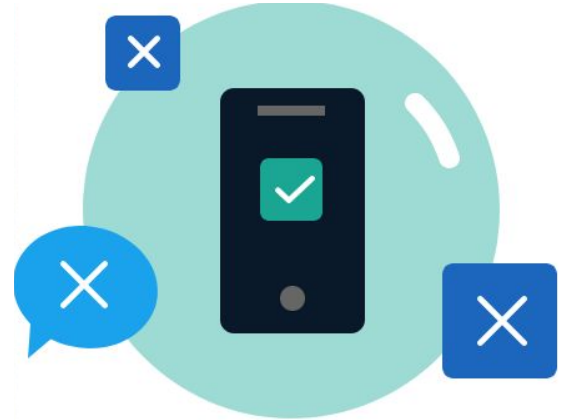
Institution: Macmillan Learning
Course Name: Interactive Tour of iClicker Focus
Instructor: Natalie Dougall

Interactive Tour of iClicker Focus

Natalie Dougall & Lindsey Thomas

Agenda

- iClicker & COVID-19
- Focus Overview & Demo
- Join Our Focused Polling Session!
- Instructor Case Studies
- Best Practices for Using Focus
- Q&A

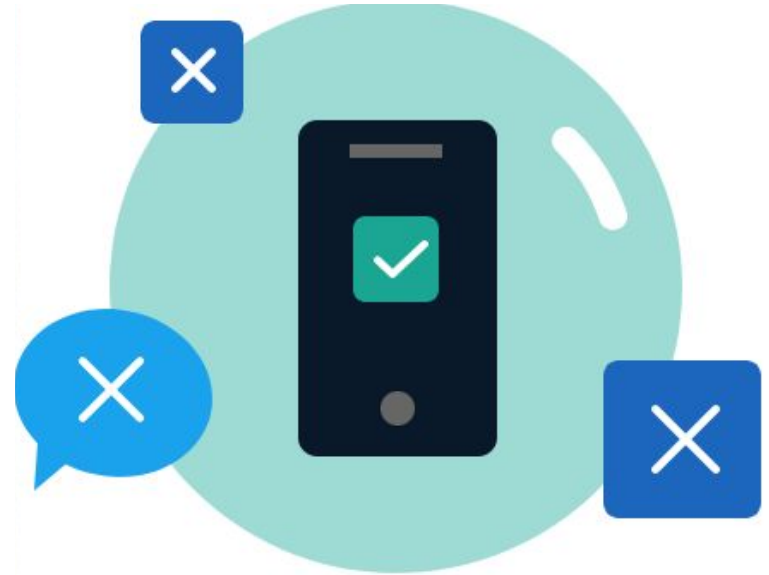


iClicker & COVID-19

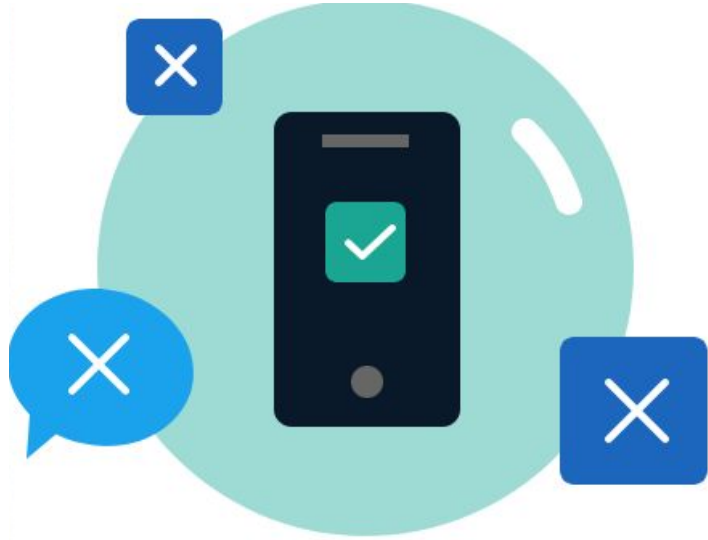
- Join us Friday, March 20th, for ***Going Virtual: Using iClicker to Keep Students Engaged***
- **Free iClicker Reef use** for all students through the end of the spring term
- Visit **[iClicker.com](https://www.iclicker.com)** and click the COVID-19 link at the top of the page

Why Use iClicker Focus?

- **Reduce distractions** & improve student engagement
- Provide an option for instructors **who want increased functionality of mobile**, but are concerned about distractions
- Promote **student self-regulation behaviors**



Focus Overview



- Students can join the course via **mobile or web**
- **Allows** device notifications/calls
- **Monitors** whether students exit iClicker and for how long/how many times
- Instructors receive **reports post-class**
- Students receive **Focus Summary** after class

“In Focus” vs. “Out of Focus” Device Behaviors

“In Focus”:

- **Using iClicker Reef** to participate in class!
- Letting your device go into **sleep mode**
- **Dismissing** a notification

“Out of Focus”:

- Clicking into **another tab or window** on the web browser
- Accessing an app that is **NOT** iClicker Reef
- Tapping the **home button** once to show the home screen of the phone
- **Clicking on** a notification

How to Enable Focus

Course Details **Devices** Attendance Polling Quizzing Integrations

Device Types

How will your students participate in class activities?

Mobile Devices & iClicker Remotes Mobile Devices Only iClicker Remotes Only

Students can use iClicker Reef on their phones or laptops to participate.

Please note: If an iClicker base station is connected to your computer, students can still participate in polls and quizzes using iClicker remotes.

Mobile Device Settings

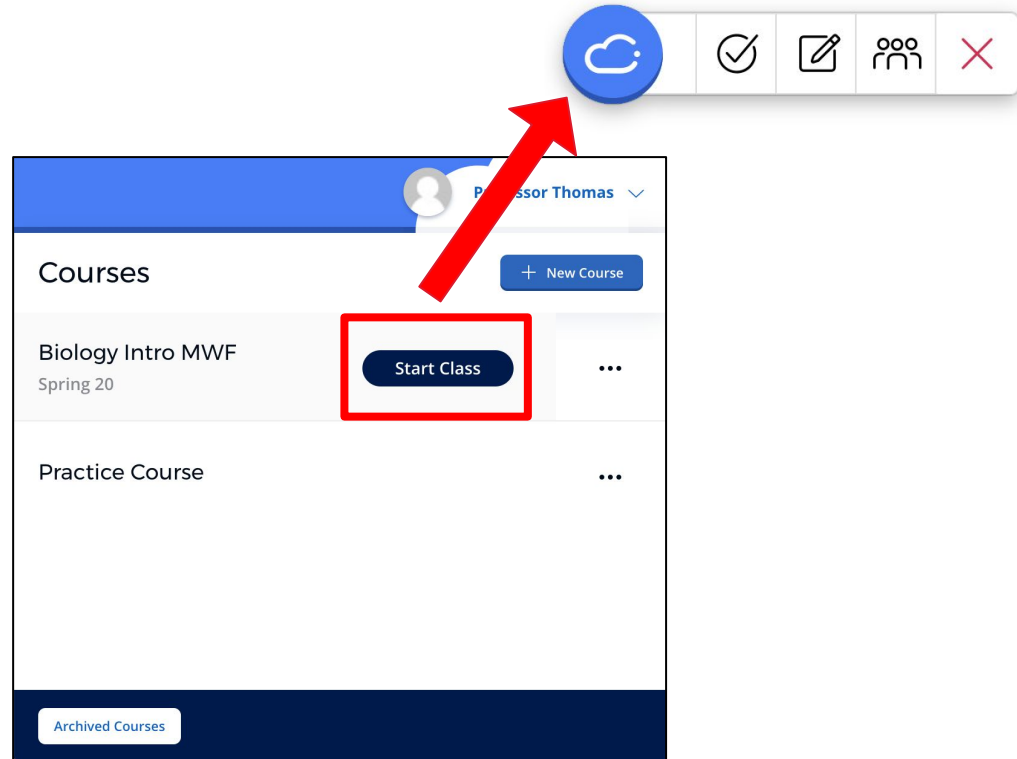
Monitor Student Focus Beta

- Leaving the app counts as "time out of Focus," which you'll see in a report after each session.
- Students will receive their own report to see how they did staying focused during class.

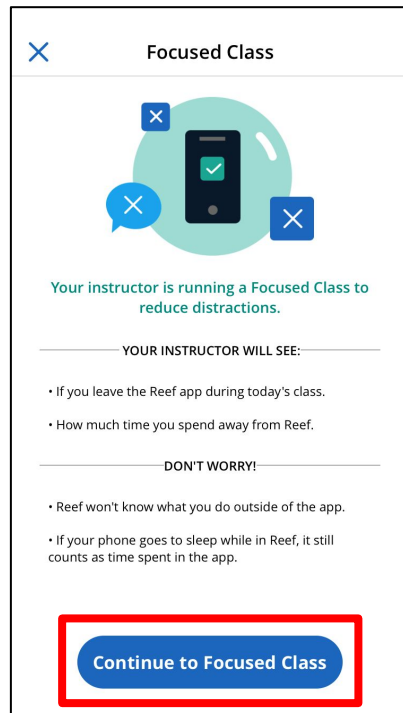
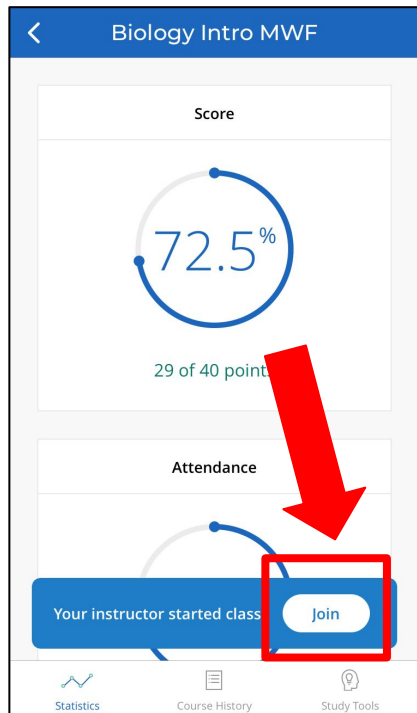
- Log into iClicker and click on the course
- Course **Settings** > **Devices** tab
- Turn **Monitor Student Focus** setting to **ON**
- **Tip:** This can only be done outside of class, NOT in the middle of an active class session

Starting a Focused Session

- Start your Focused Session the **same way** you would start any other class session
- Set your Attendance to auto-run and students will always have Focus running during your class



How Students Join a Focused Session



- As soon as you start class, students can click the **Join** button
- They are presented with a message explaining **what Focus is (and isn't)**
- They click **Continue to Focused Class** and participate in iClicker activities as usual

Polling Session

Institution: Macmillan Learning

Course Name: Interactive Tour of iClicker Focus

Instructor: Natalie Dougall

Multiple Choice

Which of the following counts as “in Focus” student behavior?

- A) Responding to a text message or seven
- B) Letting your phone go to sleep while in the iClicker Reef app
- C) Tapping the “Home” button to return to the phone’s home screen
- D) Scrolling through Instagram but not “liking” anything
- E) Looking up the definition of an unfamiliar term through the online Oxford English Dictionary

Target

Which student would be the **most distracting** to you?



Case Studies: A Tale of Two Physics Instructors

Case Study: Matt Evans

Class Size: 25-120 students

Devices: iClicker Remotes and iClicker Reef

Why Matt is using Focus: “Time on task and being in tune with the material is really important”—texting and social media take away from that

How Matt uses Focus data: Scans Focus Report in iClicker Cloud and will reach out to any student who goes out of Focus excessively

How Matt’s students have responded to Focus: Focus (along with iClicker Attendance) helps students get an impression of how they are doing in the class



“Focus mode allowed me as an instructor to maintain that everyone has the same learning experience in the classroom.”

University of Wisconsin
Eau Claire



Case Study: Brian Geislinger

Class Size: 20-30 students maximum

Devices: iClicker Reef

Why Brian is using Focus: Students use their mobile devices to participate in polls, and Brian noticed some used class time for activities like online shopping

How Brian uses Focus data: He awards bonus points to students who stay in Focus for majority of each lecture leading up to an exam

How Brian's students have responded to Focus: It “keeps them from reaching for their phone and going for that quick fix” of something familiar and comfortable



“It helps to create an environment in my classroom where the students are more present, both with me and with each other.”



Best Practices for Using Focus

Best Practices for Using Focus

- Help your students **self-monitor**
- Keep it **positive**, not punitive
- Turn off Focus **before** any class sessions that require online research
- Enable **Attendance** in your course
 - *If Attendance disabled, Focus only reports time spent responding to polls/quizzes*



Explaining Focus to Your Students

- Be transparent about **why** you're using Focus
- Remind students that **you won't see what** they do or **where** they go if they leave iClicker Reef
- Run a **practice iClicker session** that won't count for grades so students become comfortable
- Students **do not have to do anything additional** to enable Focus
- Encourage students to **use the Reef app on their smart device** while viewing lecture on their laptops

Student Focus Summaries

- As soon as you end your class session, students receive their **Focus Summary**
- This information includes:
 - **Time spent in** the iClicker Reef app
 - **Time spent out** of the app
 - **Number of instances out** of the app

✕ Focus Summary



View your focus summary.

See how you did staying focused during class.

Time spent focused in the app

5:27

PRO TIP

Staying focused on materials in class will help you prepare for future assignments.

Instances you left the app

2

KEEP IN MIND

Limiting device use outside of the Reef App will help you avoid distractions.




Time spent out of the app

1:12

JUST SO YOU KNOW

Participating in class activities will help you assess your personal learning.

Instructor Focus Reports

<div>Focus Report</div> <div>Mar 9, 2020</div> <div>Export Focus Report</div>			
 28:44 Class Session	 7 / 9 Participants	 11:28 Average Focus Time	
Student	Total time in focus	Total time out of focus	Instances out of focus
Curie, Marie	22:56	03:17	1
Darwin, Charles	26:12	01:46	1
Einstein, Albert	00:36	21:14	2
Franklin, Rosalind	26:58	00:08	2
Lovelace, Ada	01:20	23:56	4

- Instructors can access **Focus Reports** after class via the iClicker Cloud website
- Focus Reports can be **exported** to Excel

Instructor Focus Reports

- Click on a **student's name** to access their detailed Focus Reports for each class session
- This is similar to the **Focus Summary** each student receives at the end of class

Focus Report ×		
Mar 9, 2020		
26:58	00:08	2
Total time in Focus ⓘ	Total time out of Focus ⓘ	Instances out of Focus ⓘ
Class Average : 11:28	Class Average : 14:06	Class Average : 2
Status	Time Stamp	Duration
Class Starts	09:54 AM	-
In Focus	09:56 AM	00:23:45
Out of Focus	10:20 AM	00:00:03
In Focus	10:20 AM	00:03:13
Out of Focus	10:23 AM	00:00:05
Class Ends	10:23 AM	-

Short Answer

As you move online, how do you
imagine using iClicker and Focus
in your virtual class?

Numeric

Estimate what **YOUR** Focus Report will say.
How many minutes did you stay in Focus?

Questions?
Comments?



iClicker & COVID-19

- Join us Friday, March 20th, for ***Going Virtual: Using iClicker to Keep Students Engaged***
- Free iClicker Reef use for all students through the end of the spring term
- Visit [iClicker.com](https://www.iclicker.com) and click the COVID-19 link at the top of the page
- THANK YOU EDUCATORS!